

# WisdomTree European thematic monthly update

September 2025

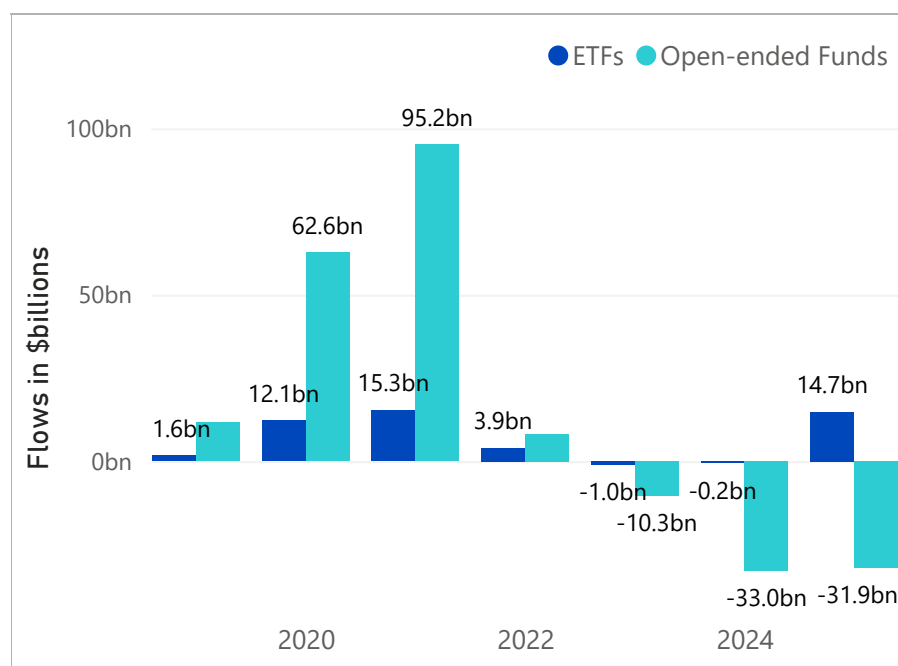
## Thematic universe overview

+ AUM in thematic ETFs and open-ended funds increased from \$336.8bn to \$349.0bn, including \$76.4bn in thematic ETFs. The rise was driven mainly by strong performance, with 26 themes outperforming the MSCI ACWI. Total flows in September were \$853mn, comprising \$2.4bn of inflows to ETFs and \$1.6bn of outflows from open-ended funds. This lifted ETFs' share of total thematic assets to a record 21.9%.

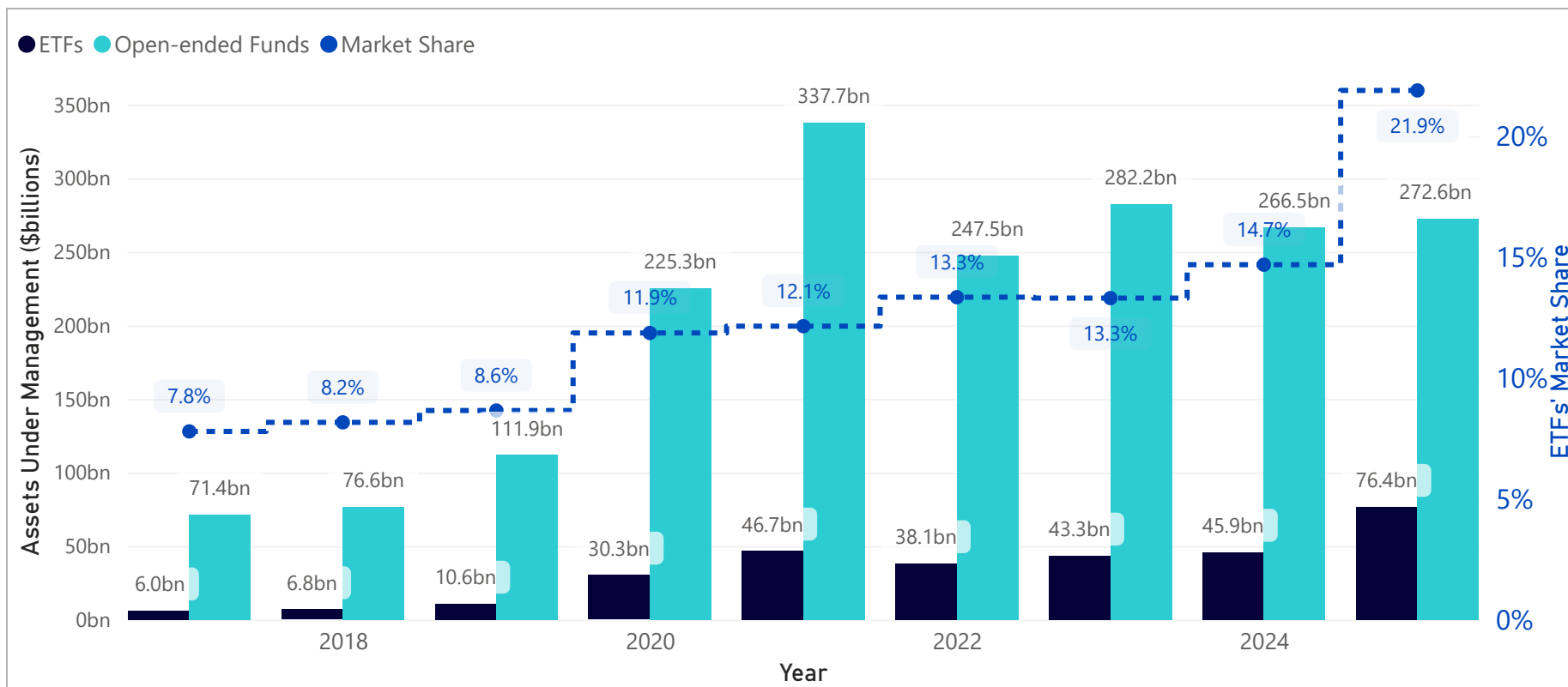
+ Flows to thematic ETFs remained resilient in September. Monthly ETF flows have been positive since January 2025, bringing YTD ETF inflows to \$14.7bn. By contrast, thematic open-ended funds have recorded outflows on a monthly basis over the last 12 months, taking YTD net flows to -\$31.9bn. This divergence has driven the rise in ETFs' market share.

+ At the cluster level, Geopolitical Shifts recorded the largest monthly inflows (\$0.8bn), making it the YTD leader as well (\$11.6bn), with strong contributions from both ETFs and open-ended funds. Technological Shifts saw \$0.6bn of inflows in September; within the cluster, ETFs attracted \$1.2bn while open-ended funds posted \$0.6bn of outflows. The divergence is even clearer YTD: tech ETFs have taken in \$4.8bn, whereas tech open-ended funds have seen \$3.2bn of outflows.

## Recent yearly flows in Europe



## Europe-domiciled thematic AUM evolution and ETFs' market share



Source: WisdomTree, Morningstar, Bloomberg. All data as of 30/09/2025 and based on WisdomTree's internal classification of thematic funds. Performance is based on monthly returns from Bloomberg and Morningstar. More information on the WisdomTree Thematic classification can be found in the Appendix. **Historical performance is not an indication of future performance, and any investments may go down in value.**

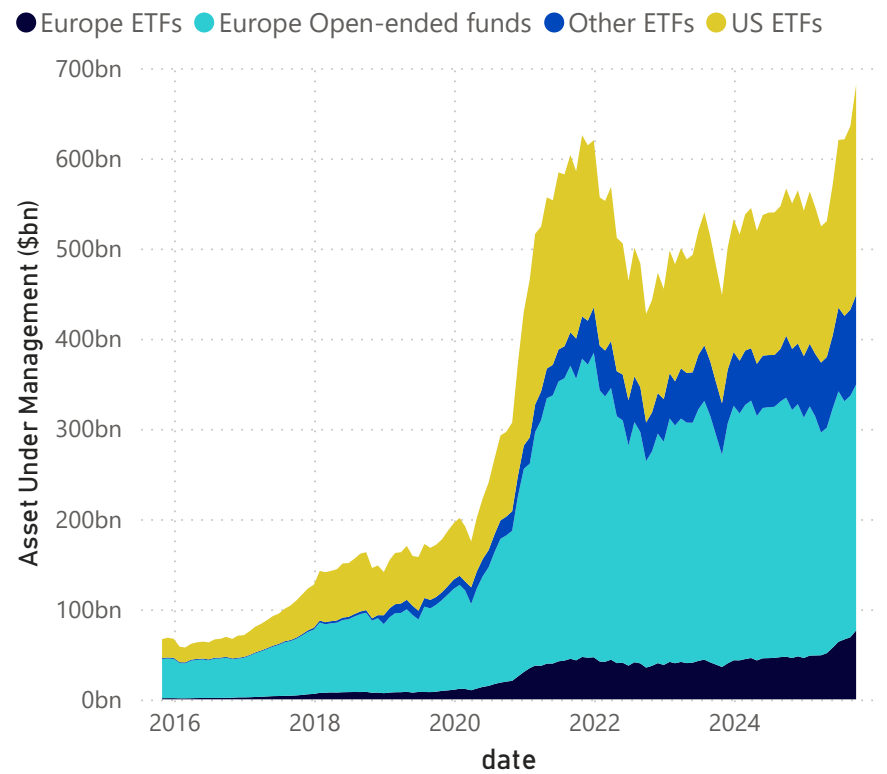
## Thematic universe overview (continued)

+ At the theme level, Rise of Tension recorded the largest inflows in September. Heightened geopolitical risk, including Russian incursion on NATO's eastern flank's airspace, supported sentiment. Europe's rearmament narrative is underpinned by both committed government investment and expanding industry capacity. By contrast, Sustainable Resource Management saw the largest combined outflows across ETFs and mutual funds; its \$200mn of September redemptions brought YTD outflows to \$2.2bn.

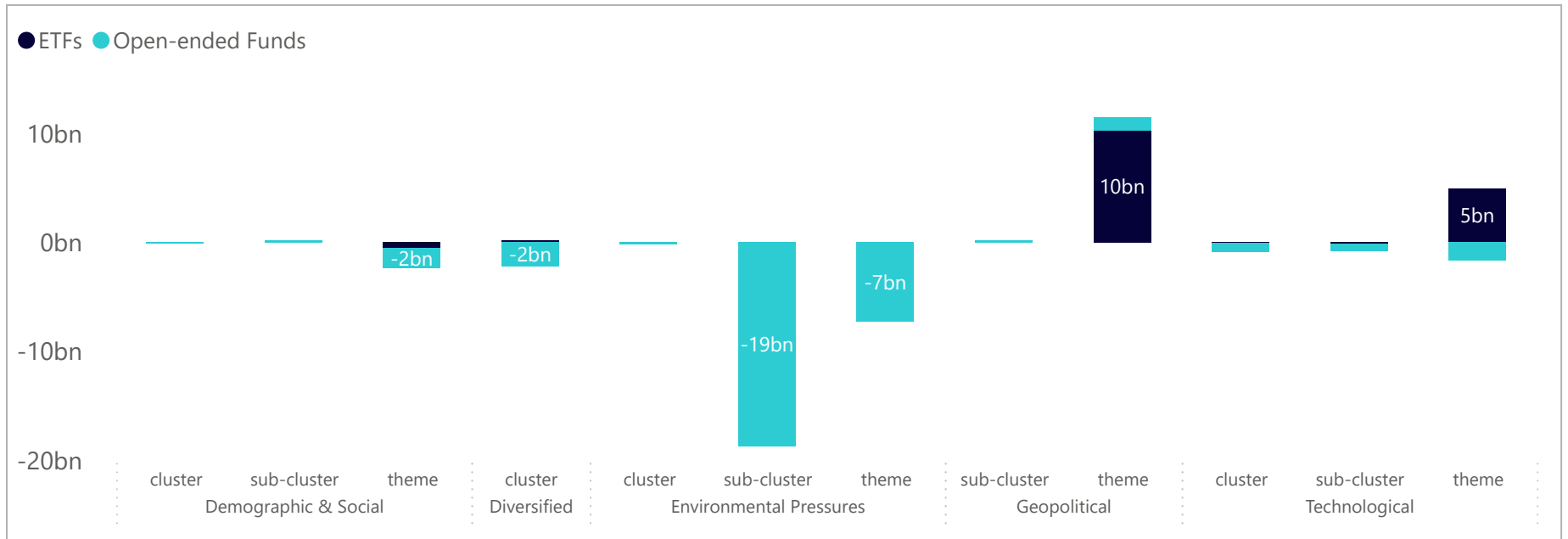
+ Not all green themes were weak: Sustainable Energy Storage and Energy Transition Materials stood out for inflows. As data-centre construction accelerates and infrastructure electrification (e.g., EV charging) expands, power needs and grid modernisation are rising -supporting demand for metals such as copper and for long-duration energy storage, which in turn drove flows to these two themes.

+ On performance, 36 themes finished the month with gains, led by Nuclear, Quantum Computing, and Energy Transition Materials. Notably, Nuclear is also the best-performing theme YTD, posting +70.3%. Rise of Tension, while up 10.1% in September, did not make the top five for the month but lifted its YTD performance to 60.3%, ranking second YTD.

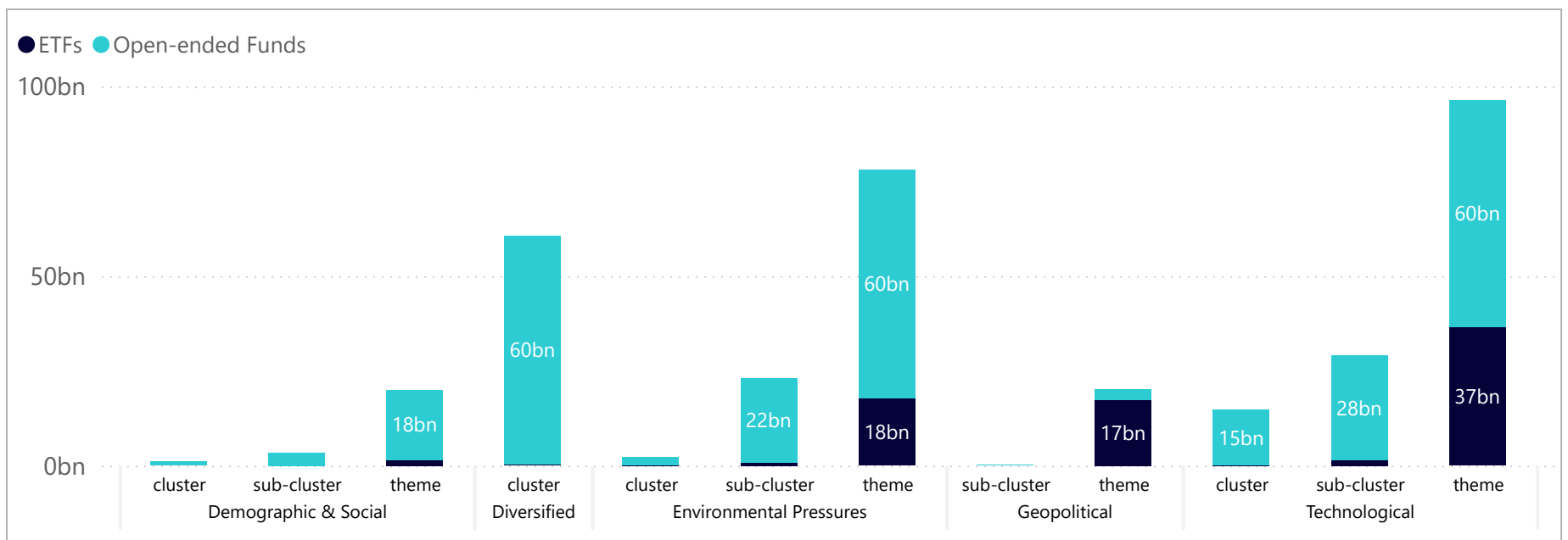
## AuM in Thematics by region (Last 10Y)



## YTD flows in Europe by wrapper in cluster, sub-cluster and focused themes



## AuM in Europe by wrapper in cluster, sub-cluster and focused themes



Source: WisdomTree, Morningstar, Bloomberg. All data as of 30/09/2025 and based on WisdomTree's internal classification of thematic funds. Performance is based on monthly returns from Bloomberg and Morningstar More information on the WisdomTree Thematic classification can be found in the Appendix. **Historical performance is not an indication of future performance, and any investments may go down in value.**

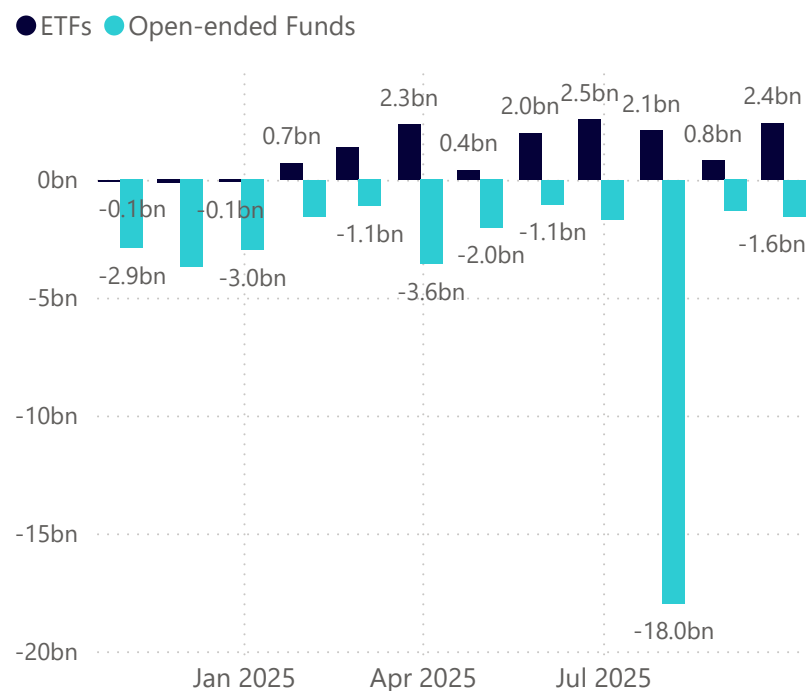
## Thematic flows in Europe

+ Flows in September remained markedly divergent between ETFs and mutual funds - a pattern evident since the start of the year. When beta is strong, the alpha from active managed mutual funds can be less compelling versus lower-fee ETFs. Meanwhile, more innovative ETFs (e.g., active ETFs) continue to broaden the universe and attract additional investors.


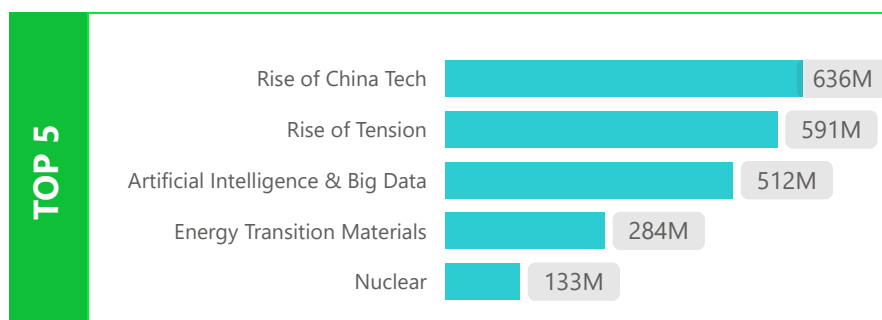
+ Rise of Tension again led monthly flows; with \$0.8bn in September, the theme has attracted over \$11bn YTD, supported by ongoing geopolitical tensions and rising defence budgets. China Tech recorded the second-largest inflows. As the country extends its lead in EVs and renewables and strengthens its position in AI and robotics, sentiment has improved from earlier lows, even though US-China trade frictions remain unresolved.

+ AI and Energy were also focal points. Headlines about gigawatt-scale data-centre plans—and the associated surge in power demand—boosted interest in AI & Big Data, Nuclear, and Energy Transition Materials. In addition, Quantum Computing, a relatively new theme in our universe, drew \$96mn in September; with total AUM of just \$245mn, this indicates strong and growing interest in the theme.

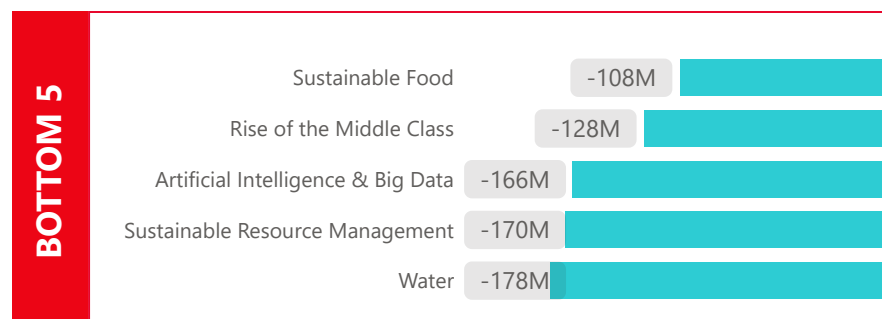
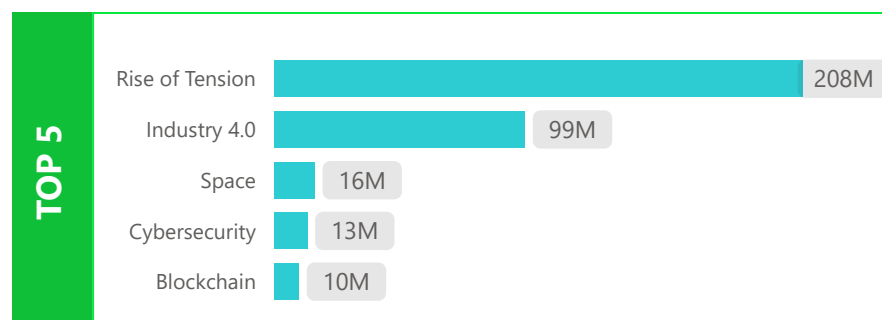
## Month-on-month thematic flows



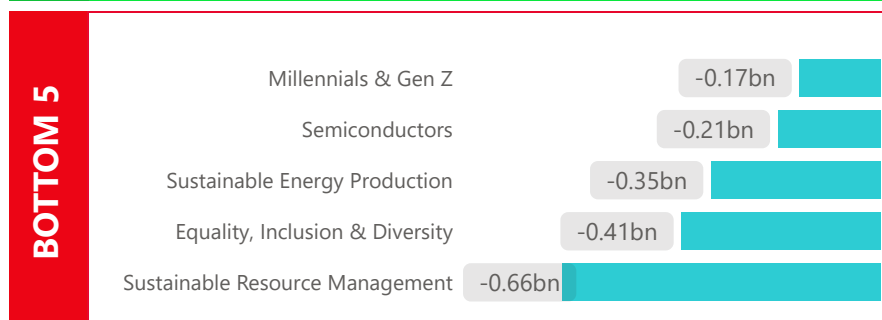
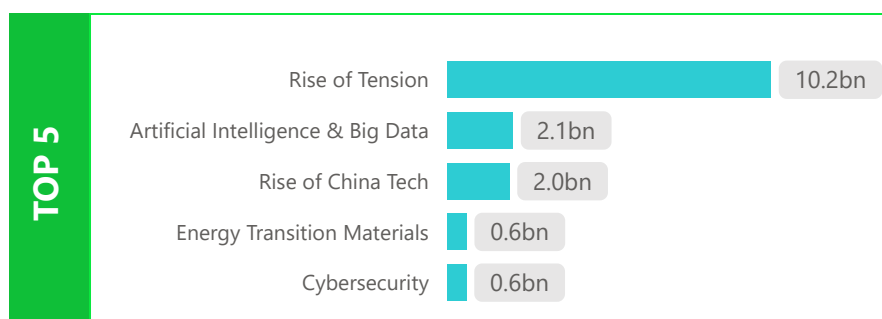
## September Top/Bottom flows in Europe ETFs



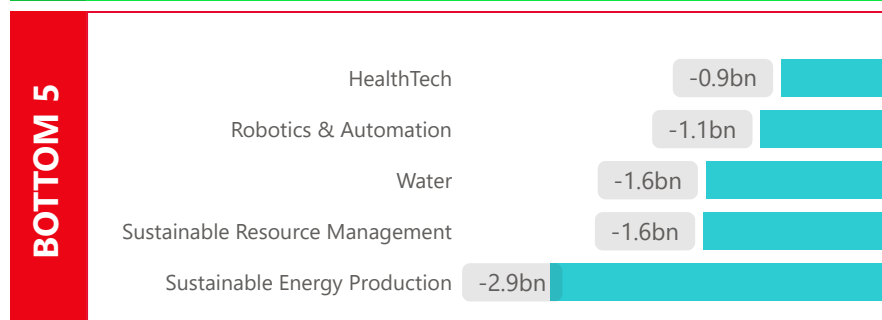
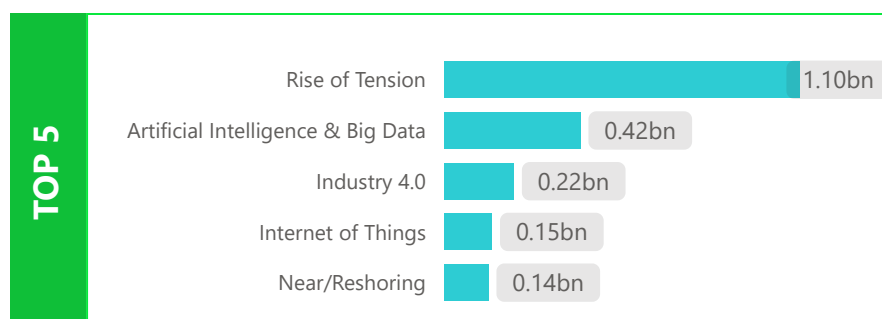
## September Top/Bottom flows in Mutual Funds



## YTD Top/Bottom flows in Europe ETFs



## YTD Top/Bottom flows in Mutual Funds



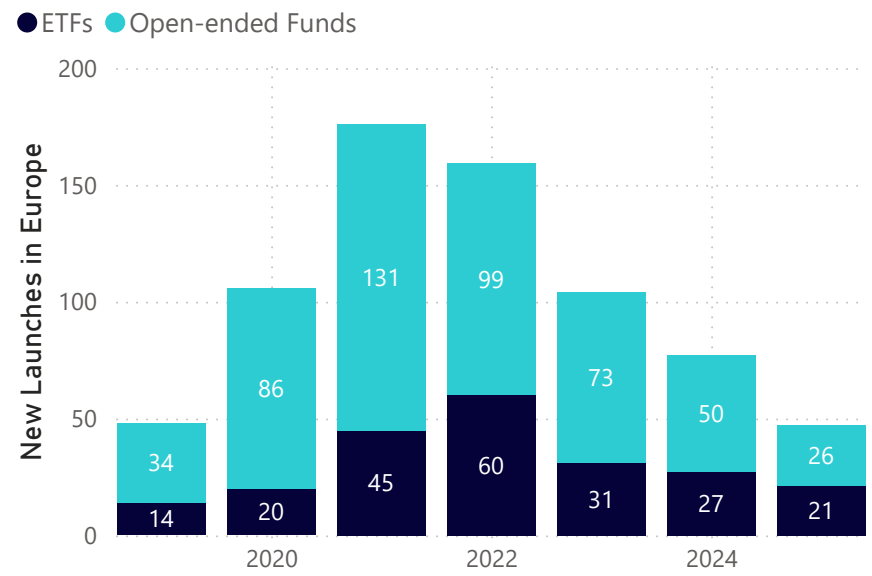
Source: WisdomTree, Morningstar, Bloomberg. All data as of 30/09/2025 and based on WisdomTree's internal classification of thematic funds. Performance is based on monthly returns from Bloomberg and Morningstar. More information on the WisdomTree Thematic classification can be found in the Appendix. **Historical performance is not an indication of future performance, and any investments may go down in value.**

## Thematic performance and launches in Europe

+ With 26 themes outperforming in September, eight delivered double-digit returns. Multiple announcements of large data-centre projects with major tech companies supported sentiment toward AI infrastructure and the energy and grid assets that serve it. Nuclear, Semiconductors, and Energy Transition Materials rallied and ranked among the top five performers. Blockchain also advanced as some crypto miners pivoted to neoclouds, linking their businesses more directly to the AI boom. Quantum Computing likewise featured in the top five.

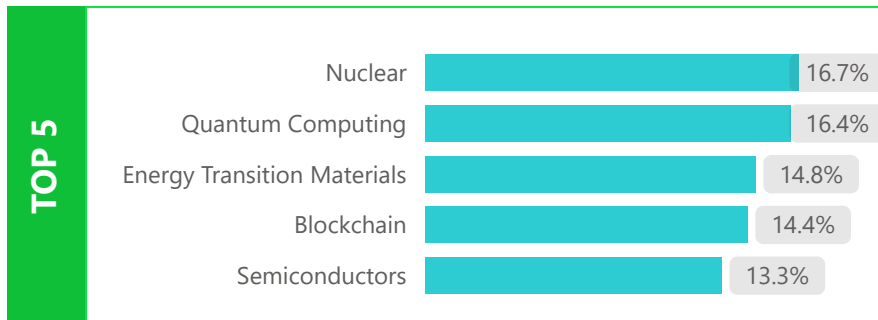
+ Sustainable Energy Storage, which had struggled in recent years, returned 11.5%, lifting its YTD gain to 35.2%. Previously driven mainly by EV batteries, the theme is now also supported by long-duration energy storage (LDES) for grids. With rising electricity demand and a growing share of renewables, LDES enhances the reliability of wind and solar. Against this backdrop, green themes merit closer screening under the new energy regime.

## Yearly thematic launches in Europe\*

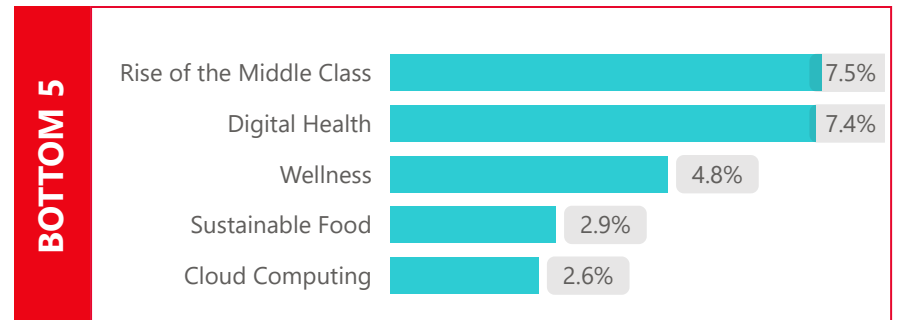
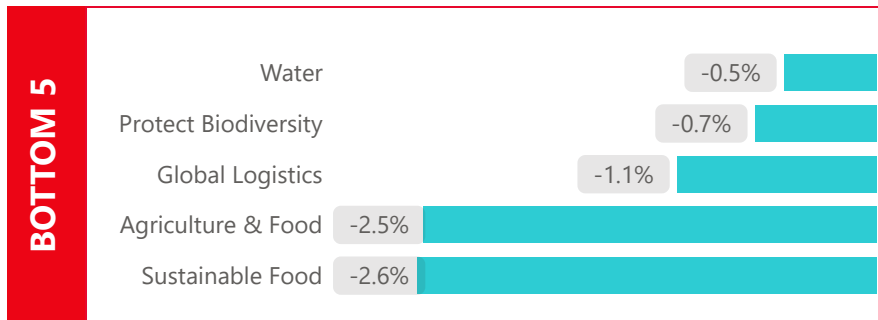
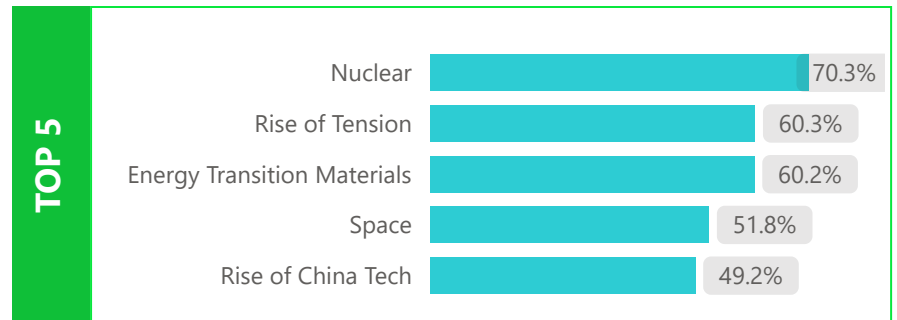


\* New launches are updated quarterly

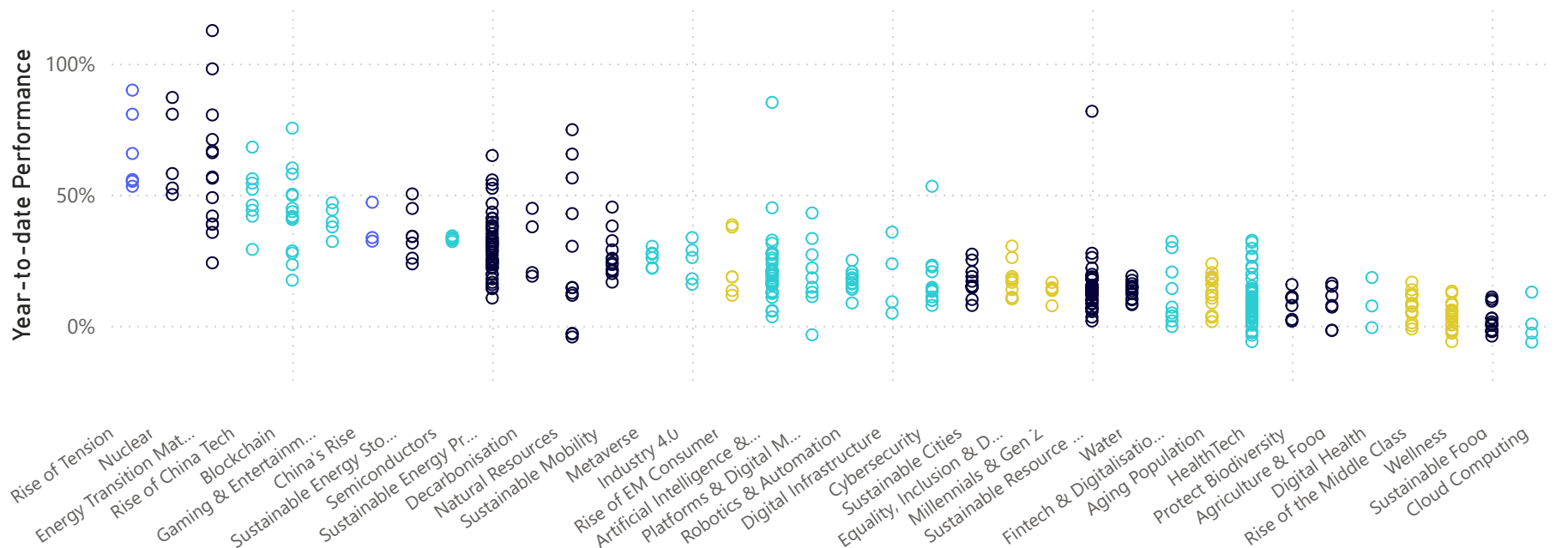
## Top 5/Bottom 5 by performance in September



## Top 5/Bottom 5 by YTD performance

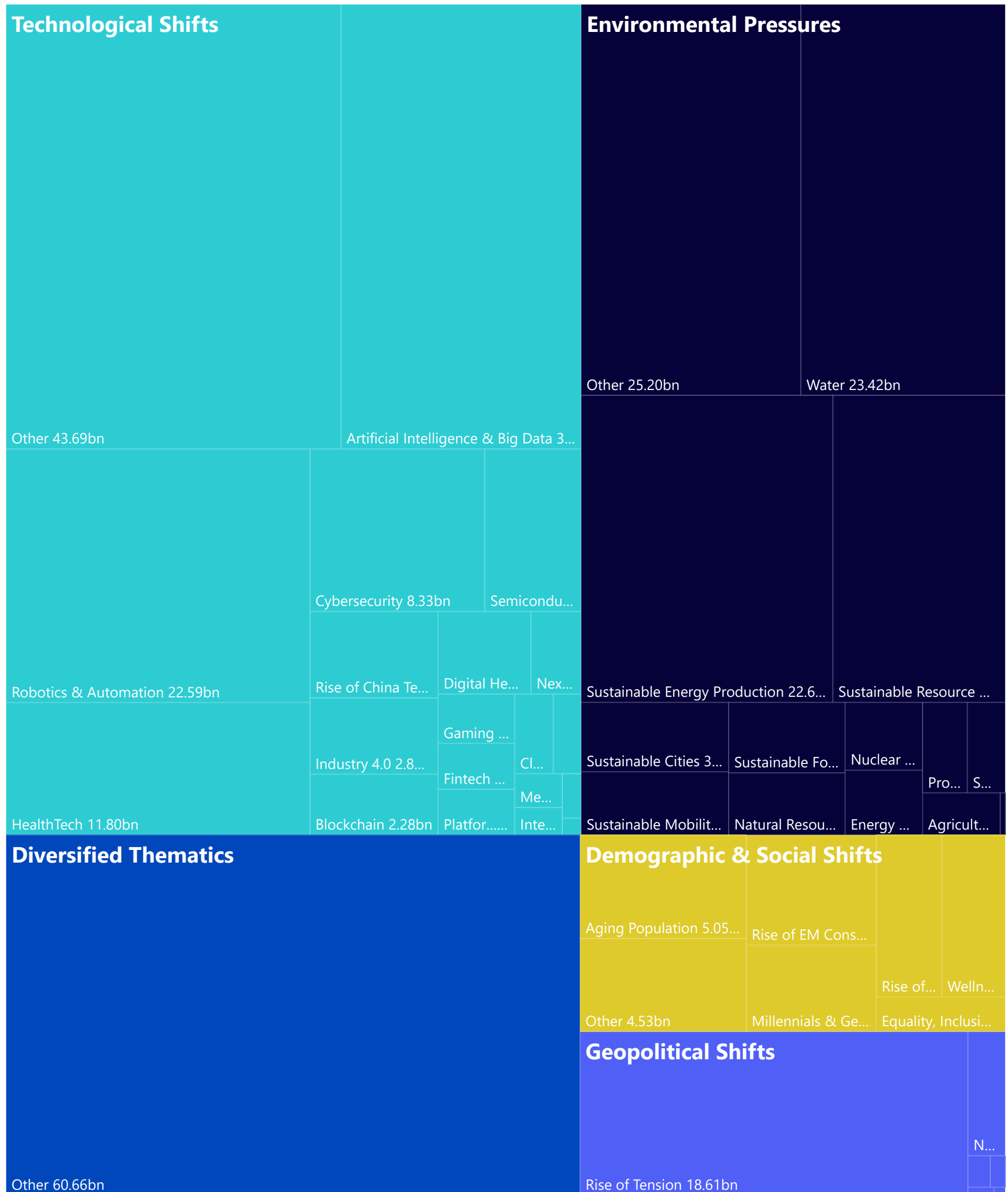


## Dispersion of YTD performance of all ETFs and mutual funds by themes in Europe



Source: WisdomTree, Morningstar, Bloomberg. All data as of 30/09/2025 and based on WisdomTree's internal classification of thematic funds. Performance is based on monthly returns from Bloomberg and Morningstar. More information on the WisdomTree Thematic classification can be found in the Appendix. **Historical performance is not an indication of future performance, and any investments may go down in value.**

# AUM per theme in ETFs and open-ended funds domiciled in Europe (\$billions)



Source: WisdomTree, Morningstar, Bloomberg. All data as of 30/09/2025 and based on WisdomTree's internal classification of thematic funds. Performance is based on monthly returns from Bloomberg and Morningstar More information on the WisdomTree Thematic classification can be found in the Appendix. **Historical performance is not an indication of future performance, and any investments may go down in value.**

## Appendix - Multi themes & diversified thematic ETFs and Open-ended funds

Cluster	Sub-Cluster	AuM (\$)	Flows Last Month (\$)	Flows YTD (\$)
Technological Shifts		14,656.66M	-143.74M	-868.27M
Technological Shifts	Disruptive Technologies	18,659.56M	-111.89M	-946.19M
Technological Shifts	HyperConnectivity & Digitalisation	10,375.41M	-38.18M	139.81M
Geopolitical Shifts	Multipolarity	207.32M	61.35M	204.41M
Environmental Pressures		2,156.64M	372.50M	-171.58M
Environmental Pressures	Climate Change & Sustainability	22,944.12M	-479.20M	-18,701.74M
Environmental Pressures	Limited Resources	97.50M	-1.09M	0.97M
Diversified Thematics		60,660.43M	-253.04M	-1,996.88M
Demographic & Social Shifts		1,094.27M	-17.82M	-99.51M
Demographic & Social Shifts	Demographic Shifts	3,438.77M	12.70M	190.26M

## Appendix - Theme focused ETFs and Open-ended funds

Theme Name	AuM (\$)	Flows Last Month (\$)	Flows YTD (\$)	Performance Last Month	Performance YTD
Rise of Tension	18,605.16M	798.94M	11,312.60M	10.1%	60.3%
Rise of China Tech	3,247.06M	641.77M	1,968.60M	11.9%	49.2%
Artificial Intelligence & Big Data	31,315.38M	345.88M	2,496.91M	6.6%	21.7%
Energy Transition Materials	1,466.94M	283.86M	580.17M	14.8%	60.2%
Nuclear	1,538.18M	135.74M	434.25M	16.7%	70.3%
Industry 4.0	2,868.38M	98.55M	195.35M	5.7%	24.7%
Quantum Computing	245.41M	95.73M	224.03M	16.4%	27.6%
Space	649.01M	73.56M	352.52M	6.3%	51.8%
Natural Resources	2,117.82M	55.93M	87.22M	5.5%	31.0%
Sustainable Energy Storage	1,003.91M	41.47M	-89.69M	11.5%	35.2%
Gaming & Entertainment	1,106.86M	24.23M	121.56M	5.6%	40.3%
Aging Population	5,048.84M	18.31M	-92.89M	0.6%	12.7%
Wellness	3,003.33M	8.95M	-188.86M	-0.2%	4.8%
Digital Infrastructure	92.35M	6.45M	20.87M	3.8%	18.1%
Metaverse	471.66M	5.79M	-35.34M	7.5%	28.7%
Internet of Things	382.43M	4.87M	147.71M	2.6%	13.7%
China's Rise	137.85M	4.57M	-33.62M	4.8%	37.1%
Equality, Inclusion & Diversity	1,313.88M	1.40M	-492.82M	0.9%	15.4%
Decarbonisation	62.12M	1.25M	-1.19M	4.0%	30.5%
Global Logistics	26.20M	0.02M	1.02M	-1.1%	11.5%
Political Polarisation	60.52M	0.00M	0.05M	2.4%	16.7%
Education			-54.79M	3.6%	32.2%
Cybersecurity	8,327.83M	-1.64M	619.48M	3.0%	16.7%
Protect Biodiversity	1,190.56M	-2.57M	0.02M	-0.7%	8.6%
Sustainable Mobility	2,731.18M	-3.36M	-374.89M	7.0%	29.6%
Platforms & Digital Markets	1,025.72M	-4.78M	-102.43M	4.3%	19.2%
NextGen Communications	1,216.21M	-12.39M	-208.63M	7.4%	25.7%
Cloud Computing	900.38M	-16.16M	-34.65M	2.1%	2.6%
Sustainable Cities	3,003.38M	-18.32M	67.90M	2.2%	16.8%
Digital Health	2,249.08M	-18.34M	-261.73M	1.5%	7.4%
Agriculture & Food	958.44M	-20.83M	-149.28M	-2.5%	7.6%
Near/Reshoring	1,357.27M	-23.76M	153.78M	5.0%	17.7%
Fintech & Digitalisation of Finance	1,031.11M	-37.25M	-235.70M	-0.5%	13.6%
Robotics & Automation	22,592.94M	-49.59M	-998.54M	4.6%	18.5%
Sustainable Energy Production	22,679.34M	-52.76M	-3,295.92M	7.3%	30.9%
Rise of EM Consumer	4,197.20M	-54.09M	-416.72M	6.1%	22.9%
Millennials & Gen Z	3,299.20M	-61.46M	-569.45M	3.2%	15.4%
Semiconductors	4,589.77M	-68.48M	-214.00M	13.3%	32.8%
Blockchain	2,282.24M	-70.06M	170.20M	14.4%	43.8%
HealthTech	11,799.51M	-88.09M	-951.18M	4.4%	10.4%
Sustainable Food	2,407.18M	-106.50M	-783.87M	-2.6%	2.9%
Rise of the Middle Class	3,126.35M	-115.60M	-545.23M	-0.2%	7.5%
Water	23,424.90M	-172.09M	-1,525.78M	-0.5%	13.6%
Sustainable Resource Management	15,519.96M	-200.73M	-2,247.99M	0.3%	14.7%

Source: WisdomTree, Morningstar, Bloomberg. All data as of 30/09/2025 and based on WisdomTree's internal classification of thematic funds. Performance is based on monthly returns from Bloomberg and Morningstar. More information on the WisdomTree Thematic classification can be found in the Appendix. **Historical performance is not an indication of future performance, and any investments may go down in value.**

# Appendix - Definitions

The WisdomTree Thematic classification is built around 4 main thematic clusters

## Technological Shifts

This cluster focuses on the different themes that originate from the introduction of new technologies and innovation. It incorporates disruptive and emerging technologies as well as their impact on societies and economies, such as the increasing digitalisation and connectivity of the world.

## Demographic and Social Shifts

This cluster focuses on the themes that originate from changes in population and societies alike. For example, it incorporates changes in the world's pyramid of age, the impact of the growing, younger, wealthier populations in emerging markets, as well as changes to societal values and lifestyles.

## Environmental Pressures

Focusing on the environment and, more importantly, on the impact of human activities on the planet, this cluster incorporates changes driven by sustainability issues, the increasing scarcity of resources and the need to address global warming and climate change.

## Geopolitical Shifts

This cluster focuses on the themes driven by the globalisation and the changes in the global geopolitical order with the rise of new geopolitical powers like China. It also taps into the increasing polarisation of modern societies as a counterforce to globalisation.

All thematic ETFs and open-ended funds in the WisdomTree Thematic classification are classified into

- **Diversified thematics**, if they try to harness a large number of megatrends in one go. Those funds tend to have a very diluted focus, which could mean that it might be harder to find sources of potential differentiation against a broad market benchmark.
- **A specific cluster**, if they try to harness multiple themes across sub-clusters but within one particular cluster. For example, a fund investing in Artificial Intelligence, Robotics, Cloud, and Cybersecurity would be classified as a 'Technological Shifts' fund.
- **A particular sub cluster**, if a strategy aims to invest in most of the themes within that sub-cluster. For example, a fund investing in Cloud Computing, Platforms, Cybersecurity, and Fintech would be classified as a 'Hyperconnectivity & Digitalisation' fund.
- **A theme**, if the investment strategy is focused on a specific, clear theme.

**YTD** stands for Year to Date

**MTD** stands for Month to Date

For all of our calculations, we use the WisdomTree Thematic Classification that we have previously introduced here and can be found in the next page.

**Performance of a theme.** For any given theme, we consider each month all the ETFs and open-ended funds classified in that specific theme that have published a monthly return for that month in Morningstar. We then calculate the average of all those monthly returns to compute the average monthly return for that theme. So, the monthly return for January 2020 for the theme may include 19 funds, while the February 2020 return may comprise 21 funds (if two funds classified in that theme have been launched in the meantime). By collating monthly returns for the theme, we get the theme's average historical performance. Therefore, the theme's average historical performance incorporates every ETF, and open-ended fund focused on this theme. The theme's average historical performance is not biased towards surviving funds or successful funds. Every fund alive in a given month is included irrespective of its future survival or success. Investments that try to focus on multiple themes and, therefore, classified either at Cluster or Sub-Cluster Level are not included.

# The WisdomTree Thematic Classification

DIVERSIFIED THEMATICS							
TECHNOLOGICAL SHIFTS		DEMOGRAPHIC AND SOCIAL SHIFTS		GEOPOLITICAL SHIFTS		ENVIRONMENTAL PRESSURES	
DISRUPTIVE TECHNOLOGIES	HYPER CONNECTIVITY & DIGITALISATION	DEMOGRAPHIC SHIFTS	SOCIAL SHIFTS	GLOBALISATION	MULTI-POLARITY	CLIMATE CHANGE & SUSTAINABILITY	LIMITED RESOURCES
Artificial Intelligence & Big Data	Cloud Computing	Aging Population	Education	Global Logistics	China's Rise	Electrification	
Rise of China Tech		Millennials & Gen Z	Equality, Inclusion & Diversity		Political Polarisation	Decarbonisation	Agriculture & Food
Blockchain	Cybersecurity		Rise of the Middle Class		Rise of Tension	Protect Biodiversity	Natural Resources
HealthTech	Digital Health		Rise of EM Consumer		Near/Reshoring	Sustainable Mobility	Water
Industry 4.0	Digital Infrastructure		Wellness			Sustainable Energy Production	Nuclear
Next Gen Communications	Fintech & Digitalisation of Finance					Sustainable Energy Storage	
Robotics & Automation	Gaming & Entertainment					Sustainable Food	
Semiconductors	Internet of Things					Sustainable Cities	
Smart Materials & Nano Tech	Metaverse					Sustainable Resource Management	
Space	Platforms & Digital Markets					Extreme Events	
Quantum Computing	Social Media & Media					Energy Transition Materials	

Source: WisdomTree, as of 30/09/2025

For Financial Professional Use Only

WisdomTree European Thematic Monthly Update

## **IMPORTANT INFORMATION**

Marketing communications issued in the European Economic Area ("EEA"): This document has been issued and approved by WisdomTree Ireland Limited, which is authorised and regulated by the Central Bank of Ireland.

Marketing communications issued in jurisdictions outside of the EEA: This document has been issued and approved by WisdomTree UK Limited, which is authorised and regulated by the United Kingdom Financial Conduct Authority.

WisdomTree Ireland Limited and WisdomTree UK Limited are each referred to as "WisdomTree" (as applicable). Our Conflicts of Interest Policy and Inventory are available on request.

**For professional clients only. The information contained in this document is for your general information only and is neither an offer for sale nor a solicitation of an offer to buy securities or shares. This document should not be used as the basis for any investment decision. Investments may go up or down in value and you may lose some or all of the amount invested. Past performance is not necessarily a guide to future performance. Any decision to invest should be based on the information contained in the appropriate prospectus and after seeking independent investment, tax and legal advice.**

**The application of regulations and tax laws can often lead to a number of different interpretations. Any views or opinions expressed in this communication represent the views of WisdomTree and should not be construed as regulatory, tax or legal advice. WisdomTree makes no warranty or representation as to the accuracy of any of the views or opinions expressed in this communication. Any decision to invest should be based on the information contained in the appropriate prospectus and after seeking independent investment, tax and legal advice.**

This document is not, and under no circumstances is to be construed as, an advertisement or any other step in furtherance of a public offering of shares or securities in the United States or any province or territory thereof. Neither this document nor any copy hereof should be taken, transmitted or distributed (directly or indirectly) into the United States.

Although WisdomTree endeavours to ensure the accuracy of the content in this document, WisdomTree does not warrant or guarantee its accuracy or correctness. Where WisdomTree has expressed its own opinions related to product or market activity, these views may change. Neither WisdomTree, nor any affiliate, nor any of their respective officers, directors, partners, or employees accepts any liability whatsoever for any direct or consequential loss arising from any use of this document or its contents.