

# EXCHANGE TRADED COMMODITIES (ETC) COLLATERAL EXPLAINED

July 2020

## Index tracking with limited third-party exposure

To limit tracking error against their benchmark index, some WisdomTree's products use a swap structure to provide exposure to their benchmark. Credit exposure to the relevant swap counterparties therefore needs to be mitigated and this is done by the posting of collateral (assets) by the relevant provider.

## Who is the Issuer?

Issuer	Swap Provider(s)
WisdomTree Commodity Securities Limited (CSL)	Citigroup Global Markets Limited
	Merrill Lynch International
WisdomTree Hedged Commodity Securities Limited (HCSL)	Citigroup Global Markets Limited
	Merrill Lynch International
WisdomTree Foreign Exchange Limited (FXL)	Morgan Stanley International plc
WisdomTree Multi Asset Issuer PLC (WTMA)	BNP Paribas Arbitrage S.N.C.

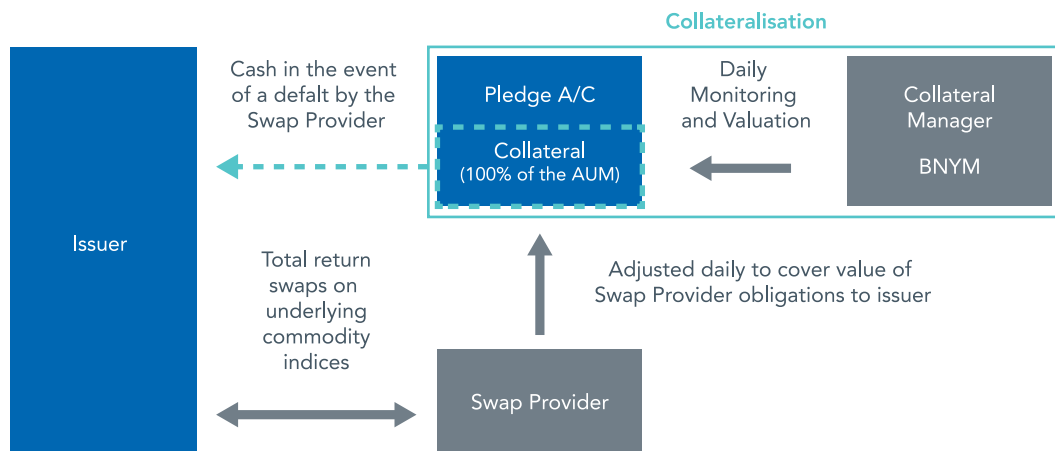
## Collateralised swap structures

WisdomTree's Exchange Traded Commodities (ETCs) use two types of collateralised swap structure to gain exposure to the underlying benchmarks: funded and unfunded.

## Funded swap structure

In a fully funded swap, the money investors have paid to buy the ETC is transferred to the swap provider (hence, fully funded). In exchange, the swap provider will provide that amount of exposure to the underlying asset and deposit collateral equal to, or greater than, that amount in segregated accounts at the Bank of New York Mellon (BNYM). This structure is used by each of CSL, WTMA and HCSL.

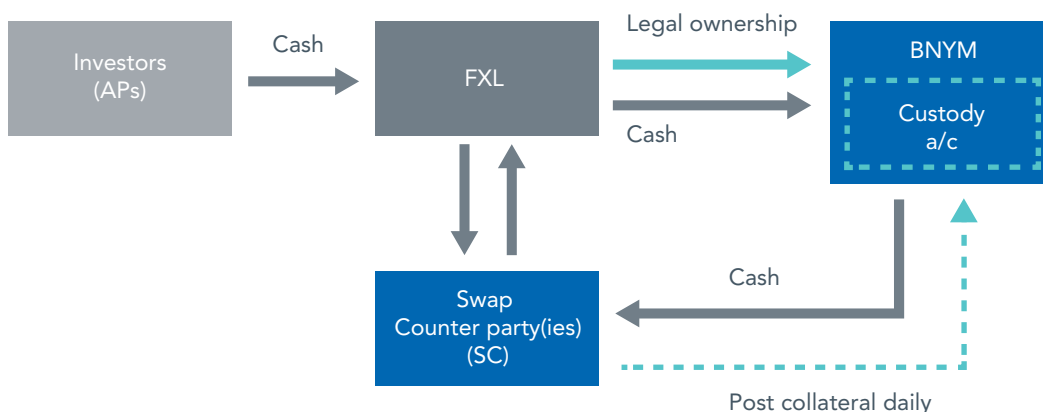
In the fully funded swap structure, the collateral remains owned by the swap provider unless they default in which case, ownership transfers to the issuer and the collateral can be sold and used to redeem affected holders. In the case of CSL and HCSL if only one swap provider defaults, the swaps with the other swap provider remain unaffected and (i) any new creations of securities will only be backed by swaps with the non-defaulting provider; and (ii) the proceeds resulting from the sale of the collateral provided by the defaulting provider may (but do not have to be) used to purchase swaps from the non-defaulting swap provider, replacing those with the defaulting provider where possible.



On each business day, if the value of the collateral held in the relevant BNYM account is less than the value of the swaps with the relevant swap provider at the end of the previous business day then that swap provider must post the extra collateral required. Any excess collateral may only be removed by a swap provider with the approval of BNYM to ensure that withdrawals are in accordance with the terms of the relevant agreements.

### Unfunded swap structure

In an unfunded swap structure, the money investors have paid to buy the ETCs is retained by the relevant Issuer and used to purchase collateral from the swap provider under a repurchase agreement (repo). The collateral is held in account at BNYM in the name of the Issuer. Cash from investors is first paid to BNYM who only release any cash to the swap provider upon eligible collateral being posted. This structure is used by FXL and all cash inflows are 100% collateralised with a daily mark to market of swap exposure.



### COLLATERAL QUALITY AND VALUATION

To ensure that the collateral provides adequate protection, criteria apply to these products to define (i) which assets may be posted as collateral - "eligible collateral"; and (ii) how those assets are valued.

## Eligible collateral

### CSL & HCSL

Type of Eligible collateral	Concentration limits and margin										
<b>Money market funds</b> <ul style="list-style-type: none"> <li>- AAA money market funds not limited to Government or Treasury money market funds</li> </ul>	<ul style="list-style-type: none"> <li>&lt; 75% of the total collateral pool in money market funds</li> <li>&lt; 20% of the net asset value or outstanding shares of any particular money market fund issuer</li> <li>&lt; 25% of the total collateral pool in any particular money market fund issuer</li> </ul>										
<b>Sovereign fixed income</b> <ul style="list-style-type: none"> <li>- USA (with minimum rating of AA)</li> <li>- G10 (excluding Japan) and other European government bonds (with minimum rating of AA)</li> <li>- Supranational bonds with a L-T issuer rating not lower than AAA</li> <li>- US Agencies 100% backed by the government (with minimum rating of AA)</li> <li>- Japanese government bonds ("JGBs") (with minimum rating of A- or A3)</li> </ul>	<b>Country concentration limit:</b> <table> <tr> <td>USA</td><td>100%</td></tr> <tr> <td>UK, Japan, Germany, France</td><td>50%</td></tr> <tr> <td>Others</td><td>25%</td></tr> </table>	USA	100%	UK, Japan, Germany, France	50%	Others	25%				
USA	100%										
UK, Japan, Germany, France	50%										
Others	25%										
<b>Equities</b> <p>Securities have to belong to specific indices. Currently, the main index names include the major benchmarks such as S&amp;P 500 and EURO STOXX 50, and the other index names include developed market indices such as NASDAQ and DJ STOXX 600</p>	<b>Concentration limits and margin</b> <p>Max 3.3% per security issuer:</p> <p><b>For each security</b></p> <table> <tr> <td>Free-float market cap:</td><td>2.5%</td></tr> <tr> <td>30-day ADV</td><td>100%</td></tr> </table> <p><b>Country concentration limit</b></p> <table> <tr> <td>USA</td><td>75%</td></tr> <tr> <td>UK, Japan, Germany, France</td><td>25%</td></tr> <tr> <td>Others</td><td>10%</td></tr> </table> <p><b>Margin</b></p> <p>Either 85% or 75% depending on the particular index</p>	Free-float market cap:	2.5%	30-day ADV	100%	USA	75%	UK, Japan, Germany, France	25%	Others	10%
Free-float market cap:	2.5%										
30-day ADV	100%										
USA	75%										
UK, Japan, Germany, France	25%										
Others	10%										

In the case of eligible money market funds or sovereign fixed income (excluding JGBs):

Remaining months to maturity (MTM)	Valuation percentages
MTM < 12	99.5%
12 ≤ MTM ≤ 60	98%
MTM > 60	96%

In the case of JGBs:

Remaining months to maturity (MTM)	Valuation percentages
MTM < 12	94%
12 ≤ MTM ≤ 60	92%
MTM > 60	90%

#### FXL

Type of Eligible collateral	Concentration limits and margin											
Money market funds	<div>&lt;100% of the total collateral pool in government funds of US</div> <div>&lt; 50% of the total collateral pool in government funds of UK, Japan, Germany or France</div> <div>&lt; 25% of the total collateral pool in government funds of other countries</div> <div>&lt; 25% of the total collateral in supranational bonds of one issuer</div> <div>Margin</div> <table><tr><td>&lt;5 years to maturity</td><td>100%</td></tr><tr><td>5-10 years to maturity</td><td>101%</td></tr><tr><td>10+ years to maturity</td><td>102%</td></tr><tr><td>US Agencies</td><td>102%</td></tr><tr><td>Unsubordinated bonds</td><td>102%</td></tr></table>		<5 years to maturity	100%	5-10 years to maturity	101%	10+ years to maturity	102%	US Agencies	102%	Unsubordinated bonds	102%
<5 years to maturity			100%									
5-10 years to maturity			101%									
10+ years to maturity			102%									
US Agencies	102%											
Unsubordinated bonds	102%											
<div>- AAA Government or Treasury money market funds only</div>												
Sovereign fixed income												
<div>- G10 and other European government bonds (with minimum rating of AA)</div> <div>- Supranational bonds with a L-T issuer rating not lower than AAA</div> <div>- US Agencies 100% backed by the government</div>												
Equities	Concentration limits and margin											
Securities have to belong to specific indices. Currently, the main index names include the major benchmarks such as S&P 500 and EURO STOXX 50, and the other names include developed market indices such as NASDAQ and STOXX 600	<div>Max 3.3% or \$10 million per security issuer:</div> <div>For each security</div> <table><tr><td>Free-float market cap:</td><td>2.5%</td></tr><tr><td>30-day ADV</td><td>100%</td></tr></table> <div>Country concentration limit</div> <table><tr><td>USA</td><td>75%</td></tr><tr><td>UK, Japan, Germany, France</td><td>25%</td></tr><tr><td>Others</td><td>10%</td></tr></table> <div>Margin</div> <div>Either 105% or 110% depending on the particular index</div>		Free-float market cap:	2.5%	30-day ADV	100%	USA	75%	UK, Japan, Germany, France	25%	Others	10%
Free-float market cap:	2.5%											
30-day ADV	100%											
USA	75%											
UK, Japan, Germany, France	25%											
Others	10%											

In all cases none of (i) securities issued by the swap provider or an affiliate, (ii) securities subject to corporate actions; and (iii) ABS or MBS are eligible collateral and no collateral lending or rehypothecation is allowed.

## WTMA

Type of Eligible collateral	Concentration limits and margin
<p><b>Equities</b></p> <p><b>Main Indices:</b></p> <ul style="list-style-type: none"> <li>- CAC 40 (CAC)</li> <li>- FTSE 100 (UKX)</li> <li>- German Stock Index (DAX)</li> <li>- Nikkei 225 (NKY)</li> <li>- S&amp;P 500 (SPX)</li> <li>- STOXX Europe Large 200 (LCXP)</li> </ul> <p><b>Secondary Indices:</b></p> <ul style="list-style-type: none"> <li>- AEX (AEX)</li> <li>- FTSE MIB (FTSEMIB)</li> <li>- Hang Seng (HSI)</li> <li>- Hang Seng China Enterprises (HSCEI)</li> <li>- IBEX 35 (IBEX)</li> <li>- NASDAQ 100 Stock (NDX)</li> <li>- Russell 1000 (RIY)</li> <li>- Russell 2000 (RTY)</li> <li>- S&amp;P / ASX 200 (AS51)</li> <li>- S&amp;P / TSX Composite (SPTSX)</li> <li>- STOXX Europe 600 (SXXP)</li> <li>- Swiss Market Index (SMI)</li> </ul>	<p><b>Margin Percentage:</b></p> <p>106% for equities listed in Main Indices and 112% for equities listed in Secondary Indices</p> <p><b>Concentration Limits:</b></p> <p>Concentration and average daily trading volume ("ADTV") limits will be calculated based on market value of a security.</p> <ul style="list-style-type: none"> <li>a. Maximum per Issuer: the maximum of (i) EUR 10m and (ii) 3.3% of total collateral</li> <li>b. Maximum of 2.5% of free float market capitalisation of issuer</li> <li>c. Maximum of 100% of 90-day ADTV</li> <li>d. Jurisdiction concentration: a look through principle retained for Pan European indices <ul style="list-style-type: none"> <li>i. Max 50% for US, UK, Japan, Germany, France</li> <li>ii. Max 20% for other countries</li> </ul> </li> </ul>
<p><b>Bonds</b></p> <p><b>1. Money Market Funds</b></p> <p>AAA Government or Treasury money market funds only, with no ABSs nor CDOs</p> <p><b>2. Sovereign Fixed Income:</b></p> <p>Stripped and unstrapped national bonds issued by one of the following countries</p> <ul style="list-style-type: none"> <li>a) USA, G10 and other European government bonds with minimum rating of AA</li> <li>b) Supranational bonds with a L-T issuer rating not lower than AAA</li> </ul>	<p>No concentration limits or margin requirements</p> <p><b>Country Diversification</b></p> <ul style="list-style-type: none"> <li>a) Maximum 100% for US</li> <li>b) Maximum 40% for UK, Japan, Germany, France, Holland</li> <li>c) Maximum 25% for other countries</li> </ul> <p><b>Margin Percentage: depending on maturity (other than US Agencies)</b></p> <ul style="list-style-type: none"> <li>a) Less than or equal to 5 years to maturity: 102%</li> <li>b) Greater than 5 years and less than or equal to 10 years to maturity: 102%</li> <li>c) Greater than 10 years to maturity: 105%</li> <li>d) US agencies: 105%</li> </ul>

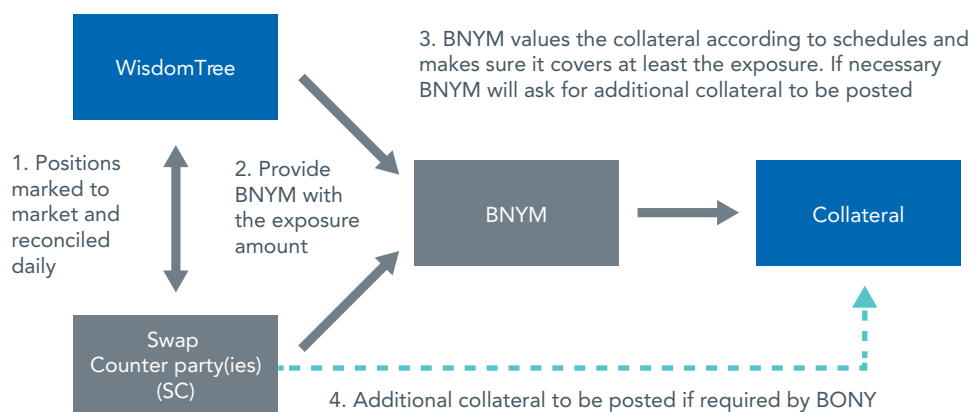
### Split Between Equity and Bonds

Eligible bonds will constitute at least the Minimum Bond Percentage by reference to the second highest long term, unsecured, unsubordinated credit rating assigned to BNP Paribas S.A. as set out below:

BNP Paribas Rating			Minimum Bond Percentage
Moody's	S&P	Fitch	
A2 (or above)	A (or above)	A (or above)	20%
A3	A-	A-	40%
Baa1	BBB+	BBB+	60%
Baa2	BBB	BBB	80%
Baa3 (or less)	BBB- (or less)	BBB- (or less)	100%

### Valuation of Collateral

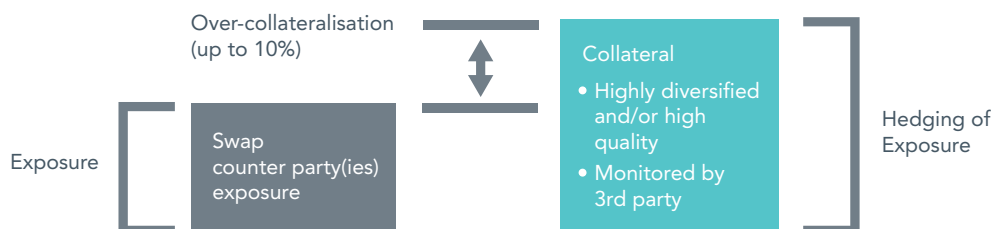
On a daily basis, the issuer and the relevant swap provider will agree the exposure to be collateralised and notify this to BNYM who compare this against the value of the assets in the relevant account.



Collateral is valued by BNYM on a daily basis and subject to detailed collateral screening and valuation methodologies including:

- + Sourcing prices from at least 4 data vendors;
- + Testing and validating price quality;
- + Removing invalid prices after standard deviation tests and tolerance level tests; and
- + Valuing at zero any security if the last available price is more than 5 days old.

The aim is to hold collateral of greater value than the relevant swap exposure which is partly achieved through the use of valuation haircuts – percentage reductions to market value of the assets applied in the valuation:



#### IMPORTANT FACTS RELATING TO THE COLLATERAL

**Collateral schedule matters** – The holdings of eligible collateral posted by the swap providers will change daily. Investors should carefully consider the criteria of the quality of eligible collateral as well as the concentration and margin limits that apply.

**Credit risk** – eligible collateral is posted to reduce potential credit risk if the swap provider were to default. The posting collateral does not guarantee that no loss would occur on a credit event. The realised value of the eligible collateral following an event of default may differ from the amount owed by the swap provider, as prices fluctuate intraday (i.e. from the last point the exposure and collateral were valued). Our collateral schemes apply strict margins and concentration limits to reduce the risk of such a loss, but do not completely remove it.

On a daily basis, WisdomTree publishes a breakdown of assets that have been transferred as collateral for CSL, HCSL, WTMA and FXL.

Please visit [www.wisdomtree.com](http://www.wisdomtree.com) for more information.

**IMPORTANT INFORMATION**

**Communications issued in the European Economic Area ("EEA"):** This document has been issued and approved by WisdomTree Ireland Limited, which is authorised and regulated by the Central Bank of Ireland.

**Communications issued in jurisdictions outside of the EEA:** This document has been issued and approved by WisdomTree UK Limited, which is authorised and regulated by the United Kingdom Financial Conduct Authority.

WisdomTree Ireland Limited and WisdomTree UK Limited are each referred to as "WisdomTree" (as applicable). Our Conflicts of Interest Policy and Inventory are available on request.

**For professional clients only. Past performance is not a reliable indicator of future performance. Any historical performance included in this document may be based on back testing. Back testing is the process of evaluating an investment strategy by applying it to historical data to simulate what the performance of such strategy would have been. Back tested performance is purely hypothetical and is provided in this document solely for informational purposes. Back tested data does not represent actual performance and should not be interpreted as an indication of actual or future performance. The value of any investment may be affected by exchange rate movements. Any decision to invest should be based on the information contained in the appropriate prospectus and after seeking independent investment, tax and legal advice. These products may not be available in your market or suitable for you. The content of this document does not constitute investment advice nor an offer for sale nor a solicitation of an offer to buy any product or make any investment.**

An investment in exchange-traded products ("ETPs") is dependent on the performance of the underlying index, less costs, but it is not expected to match that performance precisely. ETPs involve numerous risks including among others, general market risks relating to the relevant underlying index, credit risks on the provider of index swaps utilised in the ETP, exchange rate risks, interest rate risks, inflationary risks, liquidity risks and legal and regulatory risks.

The information contained in this document is not, and under no circumstances is to be construed as, an advertisement or any other step in furtherance of a public offering of shares in the United States or any province or territory thereof, where none of the issuers or their products are authorised or registered for distribution and where no prospectus of any of the issuers has been filed with any securities commission or regulatory authority. No document or information in this document should be taken, transmitted or distributed (directly or indirectly) into the United States. None of the issuers, nor any securities issued by them, have been or will be registered under the United States Securities Act of 1933 or the Investment Company Act of 1940 or qualified under any applicable state securities statutes.

This document may contain independent market commentary prepared by WisdomTree based on publicly available information. Although WisdomTree endeavours to ensure the accuracy of the content in this document, WisdomTree does not warrant or guarantee its accuracy or correctness. Any third party data providers used to source the information in this document make no warranties or representation of any kind relating to such data. Where WisdomTree has expressed its own opinions related to product or market activity, these views may change. Neither WisdomTree, nor any affiliate, nor any of their respective officers, directors, partners, or employees accepts any liability whatsoever for any direct or consequential loss arising from any use of this document or its contents.

This document may contain forward looking statements including statements regarding our belief or current expectations with regards to the performance of certain assets classes and/or sectors. Forward looking statements are subject to certain risks, uncertainties and assumptions. There can be no assurance that such statements will be accurate and actual results could differ materially from those anticipated in such statements. WisdomTree strongly recommends that you do not place undue reliance on these forward-looking statements.

The products discussed in this document are issued by WisdomTree Commodity Securities Limited, WisdomTree Hedged Commodity Securities Limited and WisdomTree Foreign Exchange Limited (the "Issuer"). The Issuer is regulated by the Jersey Financial Services Commission. Investors should read the prospectus of the Issuer before investing and should refer to the section of the prospectus entitled 'Risk Factors' for further details of risks associated with an investment in the securities offered by the Issuer.

Securities issued by the Issuer are direct, limited recourse obligations of the relevant Issuer alone and are not obligations of or guaranteed by Citigroup Global Markets Limited ("CGML"), Citigroup Global Markets Holdings Inc. ("CGMH"), Merrill Lynch International ("MLI"), Bank of America Corporation ("BAC") or any of their affiliates. Each of CGML, CGMH, MLI and BAC disclaim all and any liability whether arising in tort, contract or otherwise which they might have in respect of this document or its contents otherwise arising in connection herewith.

Bloomberg® and the Bloomberg Commodity IndexesSM are service marks of Bloomberg Finance L.P. and its affiliates (collectively, "Bloomberg") and have been licensed for use by the Issuer. Although the securities issued by the Issuer are based on the Bloomberg Commodity IndexesSM, neither Bloomberg nor UBS Securities LLC and its affiliates (collectively "UBS") are affiliated with the Issuer and Bloomberg and UBS do not approve, endorse, review, or recommend such securities. Neither Bloomberg nor UBS guarantees the timeliness, accurateness, or completeness of any data or information relating to the Bloomberg Commodity IndexesSM and make no representation regarding the advisability of investing in such product(s).

Securities issued by the Issuer are direct, limited recourse obligations of the Issuer alone and are not obligations of or guaranteed by any of Morgan Stanley & Co International plc, Morgan Stanley & Co. Incorporated, any of their affiliates or anyone else or any of their affiliates. Each of Morgan Stanley & Co International plc and Morgan Stanley & Co. Incorporated disclaims all and any liability whether arising in tort, contract or otherwise (save as referred to above) which it might have in respect of this document or its contents otherwise arising in connection herewith.

The Morgan Stanley Indices are the exclusive property of Morgan Stanley & Co. Incorporated ("Morgan Stanley"). Morgan Stanley and the Morgan Stanley index names are service mark(s) of Morgan Stanley or its affiliates and have been licensed for use for certain purposes by WisdomTree Management Jersey Limited in respect of the securities issued by Issuer. The securities issued by Issuer are not sponsored, endorsed, or promoted by Morgan Stanley, and Morgan Stanley bears no liability with respect to any such financial securities. The prospectus of Issuer contains a more detailed description of the limited relationship Morgan Stanley has with Issuer and any related financial securities. No purchaser, seller or holder of securities issued by Issuer, or any other person or entity, should use or refer to any Morgan Stanley trade name, trademark or service mark to sponsor, endorse, market or promote this product without first contacting Morgan Stanley to determine whether Morgan Stanley's permission is required. Under no circumstances may any person or entity claim any affiliation with Morgan Stanley without the prior written permission of Morgan Stanley.

WisdomTree Multi Asset Issuer PLC (the "Issuer") issues products under a Prospectus ("WTMA Prospectus") approved by the Central Bank of Ireland, drawn up in accordance with the Directive 2003/71/EC. The WTMA Prospectus has been passported to various European jurisdictions including the UK, Italy and Germany and is available on this document.